

Conducting a Search

1. Go to <http://education.iseek.com>.
2. Type your question or request into the query bar in plain English.
3. Rollover a result title with your mouse to see which iVIEW categories it falls into.
4. Click the page numbers and arrows at the top and bottom of your search results to navigate among pages.



Understanding Icons



Click on this icon to report a link as inappropriate or not authoritative.



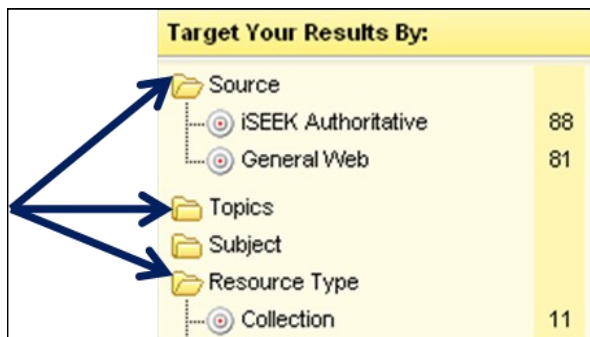
Click on this icon to bookmark any search result. To bookmark a URL that is not in your search results, click on any one of these icons and type in the title and URL you would like to add.*



Click on a star to share your opinion of a resource with other users.*

Navigating iViews

1. Click an iVIEW folder to expand or contract it:

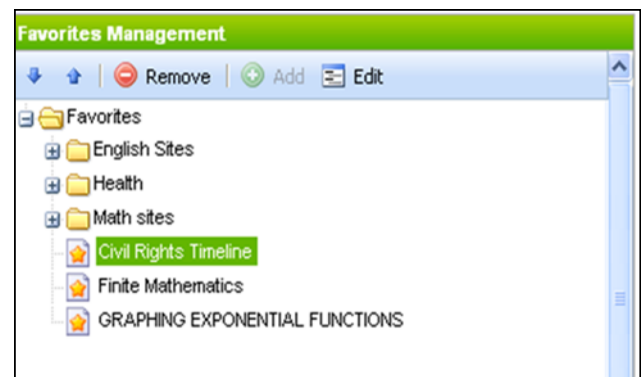


2. Click an iVIEW target to narrow your results.
3. Click the target again to return to your original search.

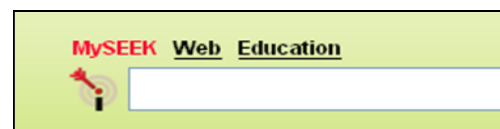


MySEEK Personal Web Library

1. View all folders and bookmarks on your iSEEK homepage in the upper left portlet.*



2. Click MySEEK to search bookmarks you have saved:



* Login to access these tools.